ADDENDUM NO.2

DATE: October 15, 2026

To

REQUEST FOR PROPOSALS
CONSTRUCTION MANAGER-AT-RISK (CMAR)
PRECONSTRUCTION AND CONSTRUCTION SERVICES
FOR
WATER TREATMENT PLANT CHEMICAL FEED AND CONTROL BUILDING UPGRADES
FOR
THE CITY CARTERSVILLE, GEORGIA

Proposals received until 2:00 P.M., Local Time, **October 20, 2026**

ACKNOWLEDGE RECEIPT OF THIS ADDENDUM BY INSERTING ITS NUMBER IN THE TRANSMITTAL LETTER WITH PROPOSAL SUBMITTAL. THIS ADDENDUM FORMS A PART OF THE REQUEST FOR PROPOSAL; IT MODIFIES THEM AS FOLLOWS:

REQUEST FOR PROPOSAL

Section 00 11 19 REQUEST FOR PROPOSALS Paragraph 1.07.E	**Change** the language of this paragraph to the following: 1. "The following forms shall be submitted, as applicable, by the selected CMAR with the Agreement and future amendment proposals for Phase I Early Work Package(s) and Phase II Construction Services: a. Sub-subcontractor Affidavit b. Preconstruction Oath c. Performance Bond d. Payment Bond e. Certification of Contractor's Attorney *f. Drug-Free Workplace Certification* *g. Affidavit Verifying Status for City of Cartersville Benefit Application"*
Appendix A	**Modify** paragraph 3. CONTROL BUILDING UPGRADES, SCOPE OF WORK to the following. "*As shown in the attached Figures 008 to 014, the* current planning-level scope for renovation of the approximately 11,000-square-foot existing Control Building includes the following:"

Appendix A	**Add** the attached Figures, listed below, to this appendix. FIG. 008 AREA 16: EXISTING CONTROL BUILDING 3D VIEW I FIG. 009 AREA 16: EXISTING CONTROL BUILDING 3D VIEW II FIG. 010 AREA 16: EXISTING CONTROL BUILDING 3D VIEW II FIG. 011 AREA 16: EXISTING CONTROL BUILDING 3D VIEW IV FIG. 012 AREA 16: EXISTING CONTROL BUILDING 1ST FLOOR PLAN FIG. 013 AREA 16: EXISTING CONTROL BUILDING 2ND FLOOR PLAN FIG. 014 AREA 16: EXISTING CONTROL BUILDING 3RD FLOOR PLAN

QUESTIONS AND ANSWERS

In response to questions that have been formally submitted by bidders, responses are provided as part of this Addendum and form a part of the Proposal Documents.

END ADDENDUM No. 2

REQUEST FOR PROPOSALS
CONSTRUCTION MANAGER-AT-RISK (CMAR)
PRECONSTRUCTION AND CONSTRUCTION SERVICES
FOR
WATER TREATMENT PLANT CHEMICAL FEED AND CONTROL BUILDING UPGRADES
CITY OF CARTERSVILLE WATER DEPARTMENT
CARTERSVILLE, GEORGIA
QUESTIONS FROM PERSPECTIVE PROPOSERS

W&S Project No. 027-23-120

Proposals Due Date: **TUESDAY, OCTOBER 20, 2026 @ 2:00 PM**

Questions & Answers Update Date: **10/14/2026**

Question #	*Question*	*Answer*
1	I don't see the estimated Construction Cost in the RFP document as we typically do. Is that something that will be provided? Is this like a 50MM job or 200MM job?	Construction costs and the project budget will be developed during Phase I Preconstruction Services, but at this stage of design, the estimated construction cost for this project is expected to be between $15 and $25 million.
2	What do you anticipate the construction costs for this project to be?	The estimated construction cost for this project is expected to be between $15 million and $25 million.
3	The RFP identifies geotechnical/subsurface information, utility survey information, historical record drawings, and other available site and facility information as being available to proposers. It also references Figures 001–007 in Appendix A, but I don't see those figures included in the 144-page package we received. Is there a separate supporting document or drawing package that goes along with the RFP? If so, would you mind sending me a link or pointing me in the right direction?	The overall site plan and Figures 001–007 referenced in Appendix A will be issued with Addendum No. 1. Existing geotechnical information, utility survey information, historical record drawings, and other available site and facility information may be requested from the Engineer. Such materials can be provided separately as reference information only and are not incorporated into, or made part of, the RFP or Contract Documents.
4	Would you be able to provide us with an estimate or budget for this project, please?	Construction costs and the project budget will be developed during Phase I Preconstruction Services, but at this stage of design, the estimated construction cost for this project is expected to be between $15 and $25 million.
5	Owner/CMAR Agreement 1.09 - CMAR Contingency: Request the Owner consider allowing CMAR to administer CMAR Contingency for eligible original-scope Cost of the Work within the GMP, subject to transparent monthly reporting, rather than requiring advance Owner approval for each expenditure. In addition, we request that the Owner consider limiting the restriction(s) of CMAR Contingency expenditures to only costs caused by negligence, willful misconduct, legal and dispute costs between Owner & CMAR and breach.	The Owner has elected to retain the CMAR Contingency provisions as currently written, including the requirement for Owner review and approval of contingency expenditures. Proposers shall assume these requirements will remain unchanged and shall prepare their proposals accordingly.
6	RFP 1.09 - Fee Proposal - General Conditions percentage: Please confirm the Phase II Construction General Conditions percentage provided with the Fee Proposal is for evaluation/negotiation purposes and does not establish a binding amount or cap prior to development of the project schedule, staffing plan and construction phasing.	The Owner has elected to maintain the Fee Proposal requirements as currently written. The General Conditions percentage provided in the Fee Proposal will be used in the evaluation of proposals and will remain the basis for determining General Conditions costs throughout the Project. Proposers shall prepare their proposals accordingly.
7	Owner/CMAR Agreement 1.11B - Self-Perform: Will the Owner consider negotiated self-perform packages where the CMAR demonstrates competitive market pricing through open-book estimating, benchmarking, material/vendor quotations and/or subcontractor market validation?	The Owner has elected to maintain the self-perform requirements as currently written. Proposers shall assume these provisions will remain unchanged and prepare their proposals accordingly.
8	SECTION 00 73 16 - INSURANCE REQUIREMENTS: Please consider whether the $10 million project-specific Professional Liability requirement is appropriate to the CMAR where CMAR is not providing professional design services except incidental/delegated design.	The Owner has elected to maintain the insurance requirements as currently written. The Owner will consider any potential revisions to insurance limits, if warranted, after evaluating proposals and in accordance with the procurement process. Proposers shall prepare their proposals accordingly.
9	Owner/CMAR Agreement 1.14 - Liability: Will the Owner consider establishing a mutually agreeable limitation of liability and mutual waiver of consequential damages as part of final Agreement negotiations?	The Owner has elected to maintain the liability provisions as currently written. Proposers shall assume these provisions will remain unchanged and prepare their proposals accordingly.
10	Section 00 45 18 - Drug-Free Workplace Certification is included in the Procurement Documents and Table of Contents. However, Section 1.07(D)(9) "Required Forms and Certifications" and Section 1.07(E) "Forms Submitted After Selection" do not identify this form as a required submittal. Please confirm whether the Drug-Free Workplace Certification (Section 00 45 18) is required to be submitted.	Section 00 45 18 - Drug-Free Workplace Certification is a form required after selection. This will be clarified via Addendum No.2.

REQUEST FOR PROPOSALS
CONSTRUCTION MANAGER-AT-RISK (CMAR)
PRECONSTRUCTION AND CONSTRUCTION SERVICES
FOR
WATER TREATMENT PLANT CHEMICAL FEED AND CONTROL BUILDING UPGRADES
CITY OF CARTERSVILLE WATER DEPARTMENT
CARTERSVILLE, GEORGIA
QUESTIONS FROM PERSPECTIVE PROPOSERS

W&S Project No. 027-23-120

Proposals Due Date: **TUESDAY, OCTOBER 20, 2026 @ 2:00 PM**

Questions & Answers Update Date: **10/14/2026**

Question #	*Question*	*Answer*
11	Section 00 45 19 - Affidavit Verifying Status for City of Cartersville Benefit Application is included in the Procurement Documents and Table of Contents. However, Section 1.07(D)(9) "Required Forms and Certifications" and Section 1.07(E) "Forms Submitted After Selection" do not identify this form as a required submittal. Please confirm whether the Affidavit Verifying Status for City of Cartersville Benefit Application (Section 00 45 19) is required to be submitted.	Section 00 45 19 - Affidavit Verifying Status for City of Cartersville Benefit Application is a form required after selection. This will be clarified via Addendum No.2.
12	1.07 - Proposal Submission Requirements: D - Required Proposal Organization. The RFP requests that Proposers provide a current-ratio statement as part of their qualifications. To ensure our response aligns with the City's expectations, please clarify the intended scope of this requirement, including the applicable ratio formula and the specific financial information to be presented. Also, can this information be submitted as a confidential separate attachment?	The current-ratio statement is requested only as evidence of the Proposer's financial capacity. The City does not require a specific format for this information. The current-ratio statement may be submitted with the Fee Proposal in the separately sealed envelope.
13	Would the City consider bringing down the requirement to $5M for these 2 coverages [Contractor Pollution Liability and Professional Liability]	The Owner will consider any potential revisions to insurance limits, if warranted, after evaluating proposals and in accordance with the procurement process.
NOTES:	1. Company Names and Trade Names have been removed from the questions. The answers contain trade names only to refer to existing installations. These inclusions do not represent an endorsement of the product or the company.	
	2. Questions from sales representatives have been edited where appropriate for brevity.	
	3. Questions from General Contractors have been left untouched.	
	4. Significant Changes in answers previously posted are marked in red.	

SECTION 00 11 19

REQUEST FOR PROPOSALS

PART 1 GENERAL

1.01 REQUEST FOR PROPOSALS

A. City of Cartersville, Georgia, as "Owner" is seeking Proposals from firms interested in providing Construction Manager at Risk (CMAR) Services for the WATER TREATMENT PLANT CHEMICAL FEED AND CONTROL BUILDING UPGRADES ("Project"). Proposals will include the proposing firm's Statement of Qualifications and Fee Schedule as described in this Request for Proposals (RFP). All respondents to this RFP are subject to instructions and additional terms and conditions communicated in this document. The Owner reserves the right to reject any or all proposals, to waive technicalities, and to make an award deemed in its best interest.

1.02 GENERAL INFORMATION

A. Purpose

1. This RFP establishes requirements for selecting a CMAR to collaborate with the Owner and W&S during design and to develop a buildable, cost-controlled, sequenced project before construction authorization.

B. Contract Intent

1. The initial agreement is anticipated to authorize Phase I Preconstruction Services. Phase II Construction Services may be authorized only through a written guaranteed maximum price amendment, early work amendment, or other written authorization approved by the Owner.

C. Owner and Engineer

1. OWNER: City of Cartersville, Georgia
    a. Contact: Sidney Forsyth, P.E.
2. ENGINEER: Wiedeman and Singleton, Inc.
    a. Contact: Ahmed An-Naim, P.E.

1.03 PROJECT BACKGROUND AND OBJECTIVES

A. Background

1. The City is planning Phase II improvements at the Water Plant to support treatment reliability, operator safety, process control, and long-term operations. The improvements must be designed and constructed while the water treatment plant remains operational.

B. Current Design Status and Available Information

1. At the time of issuance of this Request for Proposals, the Project design is approximately fifty percent (50%) complete.

2. *Construction costs and the Project budget will be developed during Phase I Preconstruction Services. Based on the current stage of design, the estimated construction cost is anticipated to range from $15 million to $25 million. This preliminary range is provided for planning and qualification purposes only and does not constitute an approved budget, Guaranteed Maximum Price, or authorization for Phase II Construction Services.*
3. Information currently available to Proposers includes:
    a. Appendix A – Planned Improvements.
    b. Geotechnical reports and subsurface investigation data completed to date.
    c. Available utility survey information.
    d. Historical record drawings of the Water Treatment Plant.
    e. Available site, operational, and facility information maintained by the Owner.
4. Additional geotechnical investigations, utility coordination, and field investigations are planned during ongoing design development, including supplemental geotechnical work within the proposed Chemical Feed Building area.
5. Preliminary process flow diagrams, process layouts, instrumentation concepts, and P&IDs are currently under development and are not included in the Procurement Documents. These materials are anticipated to be incorporated into future design packages issued to the selected CMAR during Phase I Preconstruction Services.
6. Record drawings associated with the separate Water Treatment Plant expansion project currently under construction are not expected to be available at the time of CMAR selection and may not be available until development of the Early Work Package.
7. The Engineer anticipates issuing approximately sixty percent (60%), ninety percent (90%), and one hundred percent (100%) design packages to the selected CMAR during Phase I Preconstruction Services.
8. Proposers shall independently evaluate the information provided and develop staffing, schedule, fee, and risk assumptions appropriate to the current stage of design development.

C. Owner Objectives

1. Maintain reliable water treatment operations throughout design and construction.
2. Develop a clearly defined scope, schedule, risk allocation, and procurement plan before construction authorization. *The Approved Budget is the construction budget approved by the Owner during Phase I Preconstruction Services and stated in the applicable written authorization or executed Amendment. The preliminary estimated construction cost range stated in this RFP is provided for planning and qualification purposes only and is not the Approved Budget.*
3. Use transparent, auditable, open-book pricing for each proposed work package.
4. Identify and reduce operational, safety, constructability, schedule, and cost risks early.

5. Deliver durable improvements that are safe to operate and maintain.

D. Primary Project Components

COMPONENT	PRELIMINARY DESCRIPTION
New Chemical Feed Building	Chemical storage and feed systems, including on-site sodium hypochlorite generation, secondary containment, ventilation, truck unloading, chemical piping, process water, power, controls, instrumentation, safety systems, and related site work.
Existing Control Building Rehabilitation	Architectural, structural, heating and ventilation, electrical instrumentation and controls, code compliance, finishes, operator spaces, and temporary operations.
Site And Utility Integration	Grading, paving, drainage, yard piping, utility relocations, prefabricated chemical feed trenches, duct banks, tie-ins, temporary services, access, and coordination with existing facilities.
Startup And Integration	Controls integration, functional testing, commissioning, operator training, transition planning, and closeout.

E. Key Project Constraints

1. Continuous plant operation except for Owner-approved shutdowns and tie-ins.
2. Continuity of chemical storage, transfer, and feed.
3. Protection and continued operation of existing controls and operator functions.
4. Coordination with existing utilities, buried piping, electrical duct banks, and plant access.
5. Long-lead equipment and early procurement.
6. Final scope, budget, schedule, funding conditions, and contract requirements remain subject to Owner approval.

1.04 SCOPE OF CMAR SERVICES

A. General

1. The CMAR shall provide qualified personnel, estimating, scheduling, constructability review, procurement planning, risk management, and coordination necessary to support the Owner and W&S. The selected CMAR will provide Preconstruction Services as defined in Section 00 52 43 Owner-CMAR Agreement. During Phase I Preconstruction Services, the selected CMAR will work collaboratively with the Owner and Engineer to provide input on the Project design, develop estimates of construction costs, develop a Project schedule, perform constructability and value engineering of the design, and perform other related services. The Engineer will develop the design to a point where the selected CMAR provides a Proposal for Phase II Construction Services.
2. During Phase II, the Engineer will complete the design, which may require multiple work packages as identified by the selected CMAR to meet the schedule objectives and to provide

sequencing of construction to maintain operation of the existing water treatment plant. In addition to management of construction, the selected CMAR will be responsible for methods of construction, safety, and the scheduling and coordination of the work of all construction and miscellaneous contracts required for completion of the Project within its predetermined budget and schedule. The successful CMAR will be required to work harmoniously with the Owner and Engineer.

B. Project Management and Coordination

1. Attend kickoff, design review, estimate reconciliation, risk, procurement, and progress meetings.
2. Prepare a preconstruction management plan defining roles, deliverables, meeting cadence, review periods, and decision points.
3. Maintain action items, decision, risk, cost trend, procurement, and design review logs.
4. Coordinate CMAR activities with the design schedule and Owner decision deadlines.

C. Design Review and Constructability

1. Review available conceptual/design development documents and subsequent design milestones identified by the Owner.
2. Provide written discipline-based comments addressing conflicts, access, sequence, temporary work, safety, operability, maintainability, and cost or schedule effects.
3. Review chemical layout, containment, truck access, ventilation, egress, equipment access, piping routes, electrical rooms, controls interfaces, and building rehabilitation sequencing.
4. Track each comment through disposition and closure.

D. Cost Estimating and Cost Control

1. Prepare milestone estimates in an open-book format organized by work breakdown structure or Construction Specifications Institute division, as directed. *Compare the milestone estimates with the preliminary estimated construction cost range stated in Section 1.03.B until the Owner establishes an Approved Budget; thereafter, compare the milestone estimates with the Owner's Approved Budget.*
2. Show quantities, unit prices, labor, materials, equipment, subcontractor and supplier quotations, general conditions, bonds, insurance, fees, allowances, contingencies, escalation, and assumptions.
3. Reconcile each estimate to the prior estimate and explain material changes.
4. Prepare cost-reduction and value-management options with cost, schedule, operational, maintenance, and risk effects.

E. Scheduling and Phasing

1. Prepare and maintain a logic-based critical path schedule covering design, reviews, permitting, procurement, early work, construction, startup, training, and closeout.

2. Identify critical path activities, float, long-lead items, Owner decisions, shutdowns, work restrictions, and required-by dates.
3. Develop construction sequence and phasing narratives consistent with plant operations.
4. Update the schedule with milestone estimates and each proposed guaranteed maximum price package.

F. Maintenance of Plant Operations

1. Develop a Maintenance of Plant Operations framework for the Chemical Feed Building and Control Building work.
2. Identify temporary chemical feed, temporary storage, temporary power, temporary controls, temporary ventilation, bypasses, temporary workspaces, access routes, and emergency contingencies.
3. Prepare a shutdown and tie-in matrix stating affected systems, duration, advance notice, support staffing, temporary provisions, testing, and restoration criteria.
4. Coordinate all proposed shutdowns and operational changes with Owner operations staff and W&S.

G. Procurement Planning

1. Prepare a bid package and procurement strategy identifying long-lead equipment, early procurement options, self-performed work, subcontracted work, and Owner-furnished equipment alternatives.
2. Conduct market outreach and obtain competitive coverage appropriate to each work package.
3. Maintain a procurement log showing package development, solicitation, bid, award, submittal, fabrication, delivery, and installation dates.
4. Provide bid tabulations, scope leveling, quotations, exclusions, and recommendations.

H. Guaranteed Maximum Price Development

1. Prepare one or more guaranteed maximum price proposals when requested by the Owner.
2. Include scope narrative, basis documents, estimate, bid tabs and quotations, general conditions, fee, allowances, contingencies, risk register, assumptions, clarifications, exclusions, schedule, subcontractor/vendor list, and self-perform summary.
3. Reconcile scope, cost, schedule, risks, contingencies, and exclusions with the Owner and W&S before approval.
4. Identify unresolved items and do not conceal incomplete scope within broad assumptions.

I. Phase II Construction Services, If Authorized

1. Procure and manage subcontractors and suppliers.

2. Provide project controls, scheduling, cost reporting, safety, quality control, submittals, requests for information, payment applications, change management, and record documentation.
3. Coordinate testing, startup, commissioning, training, turnover, closeout, and warranty obligations.
4. Maintain plant operations in accordance with approved plans and written Owner authorizations.

1.05 PROJECT DELIVERY AND CONTRACTING METHOD

A. Selection and Contract Structure

1. The Owner intends to select a CMAR based on qualifications, project approach, personnel, relevant experience, and the fee proposal methodology established in this RFP.

B. Open-Book Cost Model

1. The CMAR shall maintain transparent cost records supporting estimates, bid tabs, quotations, labor and equipment assumptions, general conditions, allowances, contingencies, and fee.

C. Self-Performed Work

1. Anticipated self-performed work shall be identified and supported by cost backup and procurement documentation as required by the final contract and applicable procurement rules.

D. Early Work Packages

1. The Owner has not determined whether an Early Work Package will be utilized for the Project. During Phase I Preconstruction Services, the CMAR shall evaluate opportunities for early procurement, long-lead equipment acquisition, and phased construction implementation and provide recommendations to the Owner regarding potential Early Work Package(s).

E. No Guarantee of Construction Authorization

1. Selection for preconstruction does not guarantee authorization of Phase II construction services.

1.06 PROCUREMENT SCHEDULE AND COMMUNICATIONS

A. Procurement Summary

PROCUREMENT ITEM	REQUIREMENT
Obtaining Documents	Copies of the RFP documents may be obtained from the Engineer for the project, Wiedeman and Singleton, Inc., Attn: Ahmed An-Naim at aaa@wiedeman.com.

Mandatory Pre-Proposal Conference	10:30 A.M., local prevailing time, on Friday, October 2, 2026, at the Cartersville Water Treatment Plant, 237 Allatoona Dam Road, Cartersville, GA 30120.
Written Questions	Submit questions in writing to Ahmed An-Naim at aaa@wiedeman.com no later than 5:00 P.M., local prevailing time, on Tuesday, October 13, 2026.
Proposal Submission	Submit one unbound original, six bound copies, and one electronic PDF copy, excluding the Fee Proposal, by 2:00 P.M., local prevailing time, on Tuesday, October 20, 2026, to the ***City of Cartersville Water Department office at 301 Douthit Ferry Road, Cartersville, Georgia 30120***.
Separate Fee Proposal	Submit one original Fee Proposal in a separate sealed envelope marked with the project name and proposer's company name.
Bid Bond	Submit a Bid Bond in the amount of five percent (5%) of the proposed Preconstruction Services Fee using the form provided in Section 00 43 13 Bid Bond Form. The Bid Bond shall be submitted with the Proposal

B. Schedule

1. The following Schedule of Events represents the Owner's best estimate of the schedule for selection of the CMAR related to the RFP. All times are local prevailing time in Cartersville, Georgia. The Owner reserves the right to adjust the schedule as the Owner deems necessary.

Event	Date / Time
RFP Issue	Thursday, September 17, 2026
Mandatory Pre-Proposal Conference	Friday, October 2, 2026, 10:30 A.M.
Questions Due	Tuesday, October 13, 2026, 5:00 P.M.
Last Planned Addendum	Thursday, October 15, 2026, 2:00 P.M.
Proposals Due	Tuesday, October 20, 2026, 2:00 P.M.
Interviews, if conducted	Monday, November 2, 2026, through Friday, November 6, 2026
Owner Recommends Firm to Council	Thursday, November 19, 2026

2. The Pre-Proposal Conference is mandatory. The meeting will be held in person at the Cartersville Water Treatment Plant located at 237 Allatoona Dam Road, Cartersville, GA 30120 at the date and time specified in the Schedule of Events. At this meeting, the Owner will offer information about the Project and the procurement process. A site tour will be conducted immediately after the meeting. Proposals will not be accepted from firms unless they are on record as having attended the Pre-Proposal Conference.

C. Communications

1. All communications regarding this RFP shall be directed only to the Engineer:
   a. Ahmed An-Naim, P.E., Wiedeman and Singleton, Inc., at aaa@wiedeman.com.

2. Written questions regarding the RFP or the Project shall be submitted by email to the Engineer by the deadline shown in the Schedule of Events in the Procurement Schedule and Communications section. The Engineer will receive written questions and coordinate responses through written addenda issued by the Owner or authorized representative. From the issue date of this solicitation until a successful firm is selected and the selection is announced, respondents shall not communicate about this solicitation with any members of the City of Cartersville or the Cartersville Water Department except through the authorized contact procedures stated in this RFP.

D. Addenda

1. Only written addenda issued by the Owner or authorized representative modify this RFP. Proposers shall acknowledge all addenda.

E. Site Visit

1. Proposers shall observe apparent site conditions and operational constraints but shall not perform destructive investigations or enter restricted areas without authorization.

1.07 PROPOSAL SUBMISSION REQUIREMENTS

A. Submission Format

1. Proposals must be returned in a sealed package marked on the outside with "Proposal Response for Water Treatment Plant Chemical Feed and Control Building Upgrades" and "Company Name." Proposals will be received until **2:00 P.M., local prevailing time, on Tuesday, October 20, 2026**, at the ***City of Cartersville Water Department office at 301 Douthit Ferry Road, Cartersville, Georgia 30120***. Any proposal received after this date and time will not be accepted.

2. Technical Proposals will be publicly opened and only the names of submitting firms will be read at **2:15 P.M., local prevailing time, on Tuesday, October 20, 2026**, in the ***City of Cartersville Water Department office at 301 Douthit Ferry Road, Cartersville, Georgia 30120***. Proposals are legal and binding upon the Proposer when submitted.

3. The separately sealed Fee Proposals shall remain sealed and will not be opened or read at the initial public opening. Fee Proposals will be opened only after technical scoring and any interviews, if conducted, in accordance with the evaluation process stated in this RFP.

B. Copies and Fee Proposal Packaging

1. Each Proposer shall submit **one (1) unbound original, six (6) bound copies, and one (1) electronic copy in PDF format** of the technical Proposal. The technical Proposal shall not include the Fee Proposal.

2. Each Proposer shall submit **one (1) original Fee Proposal** using the Fee Proposal / Fee Schedule form provided in **Section 00 42 43 Fee Proposal Form** in a separate sealed envelope. The Fee Proposal envelope shall be marked with "Fee Proposal for Water Treatment Plant Chemical Feed and Control Building Upgrades" and "Company Name."

3. Bid Bond. Each Proposer shall submit a Bid Bond in the amount of five percent (5%) of the proposed Preconstruction Services Fee. The Bid Bond shall be executed by a surety authorized to do business in the State of Georgia and shall be submitted using the form provided in Section 00 43 13 Bid Bond Form. Failure to submit the required Bid Bond may result in the Proposal being deemed nonresponsive.
4. All expenses for preparing and submitting responses are the sole cost of the party submitting the response. The Owner is not obligated to any party to reimburse such expenses. All submittals upon receipt become the property of the Owner. Labeling information provided in submittals such as "proprietary", "confidential", or any other designation of restricted use will not protect the information from public view. Subject to the provisions of the Open Records Act, the details of the proposal documents will remain confidential until final award.

C. Proposal Preparation Instructions

1. Proposals must be prepared for printing on standard 8 ½-inch by 11-inch paper with typical margins. Responses shall use a minimum 11-point Arial or similar font.
2. The technical Proposal shall not exceed **50 single-sided pages**, excluding the Proposal cover page, back cover, section dividers, Required Forms, resumes, and Fee Proposal. All other pages count toward the page limit. Proposals shall be clear, complete, concise, and organized in the order stated below.

D. Required Proposal Organization

1. Transmittal Letter and Addenda Acknowledgment.
    a. Include the Proposer's legal name, contact information, primary contact, authorized negotiator, authorized signer, acknowledgment of all addenda, and confirmation that the technical Proposal does not include fee information.
2. Firm Information and Minimum Qualifications.
    a. Include company information, ownership structure, years in business, office managing the Project, firm history, staffing, self-perform capability, annual revenue for the past five years, financial and banking references, litigation and contract-performance history, federal employer identification number, completed IRS Form W-9, and information for any teaming arrangement. Minimum qualification evidence shall include bonding capacity for the anticipated construction value, evidence of insurance meeting Section 00 73 16 Insurance Requirements, Georgia General Contractor License, Georgia Utility Contractor License, Georgia Certificate of Existence or Certificate of Authority, current-ratio statement, and Workers' Compensation Experience Modification Rating evidence.
3. Project Team, Key Personnel, and Availability.
    a. Include the project organization chart, Key Personnel for Preconstruction and Construction Services, completed Key Personnel Form provided in Section 00 45 43 Key Personnel Form, a table summarizing each Key Personnel member's role,

responsibilities, experience, availability, current commitments, and future commitments, and resumes for all Key Personnel in an appendix, limited to two pages per person.

4. Relevant Project Experience and References.
    a. Include no fewer than five and no more than ten relevant projects, listed in order of relevance. Projects should demonstrate alternative project delivery experience, preferably CMAR, and large water/wastewater treatment plant expansion or modification experience, preferably water treatment. For each project, provide project name, location, dates of service, brief description, services performed, proposed Key Personnel who worked on the project, schedule and budget information, Owner and Engineer contact information, and Owner satisfaction information or reference letters, if available.
5. Project Understanding and Technical Approach.
    a. Provide a concise narrative addressing understanding of the Project scope, constraints, operating plant requirements, project management approach, collaboration and communication with the Owner and Engineer, design and construction interface, maintenance of plant operations, critical risks and mitigation measures, issue-resolution process, startup, testing, training, and transition to operation.
6. Preconstruction, Cost, Schedule, Procurement, and GMP Approach.
    a. Describe the preconstruction services approach, open-book cost estimating process, cost model development and reconciliation, schedule development and updates, procurement approach, subcontractor bidding strategy, self-performed work, Guaranteed Maximum Price development approach, contingencies, assumptions, exclusions, and allowances.
7. Safety, Quality, and Tools.
    a. Describe the safety management approach, quality management approach, and software, technology, and management tools proposed for the Project, including how the tools will support cost, schedule, quality, document control, and communication.
8. Proposed Enhancements and Agreement Comments.
    a. Identify any proposed enhancements to the Scope of Services and the value they provide. Identify any proposed changes to the draft Agreement and how those changes would improve execution of the Work. If no Agreement changes are proposed, provide a statement to that effect.
9. Required Forms and Certifications.
    a. Key Personnel Form,
    b. Corporate Certificate,
    c. Contractor License Certifications,
    d. E-Verify Form,
    e. Security and Immigration Compliance Act Certification,

f. Subcontractor Affidavit for all firms that are part of the proposed Phase I team, and

g. Non-Collusion Affidavit.

h. Bid Bond (Section 00 43 13).

10. Separate Fee Proposal.

a. *Submit the Fee Proposal using Section 00 42 43 Fee Proposal Form in the separate sealed envelope required by Section 1.07. See Section 1.09 for additional Fee Proposal requirements.*

E. Forms Submitted After Selection

1. The following forms shall be submitted, as applicable, by the selected CMAR with the Agreement and future amendment proposals for Phase I Early Work Package(s) and Phase II Construction Services:

a. Sub-subcontractor Affidavit

b. Preconstruction Oath

c. Performance Bond

d. Payment Bond

e. Certification of Contractor's Attorney

f. Drug-Free Workplace Certification

g. Affidavit Verifying Status for City of Cartersville Benefit Application

F. Informational Project Forms

1. The following forms are included in the Procurement Documents as separate CSI sections and will be used during execution of the Project:

a. Notice to Proceed for Phase I, Early Work Package(s), and Phase II Services

b. Certificate of Substantial Completion

c. Affidavit of Completion

G. Minimum Qualifications and Responsiveness Review

1. To be deemed eligible for evaluation, firms must satisfy the minimum qualifications and submit the required evidence identified under Firm Information and Minimum Qualifications in this Section. The Owner may review each Proposal for timely submission, completeness, required forms, licensing, insurance, bonding capacity, financial capacity, safety performance, workload, and compliance with this RFP before scoring.

1.08 EVALUATION AND SELECTION

A. Responsiveness Review

1. During the first phase of evaluation, the Evaluation Team will review all proposal materials except the separately sealed **Fee Proposal**. Proposals will first be scored based on the

technical criteria. The Evaluation Team may shortlist the highest-scoring firms for interviews before opening the Fee Proposals. Fee Proposals will remain sealed and will be opened only after technical scoring and any interviews, if conducted, in accordance with the evaluation process stated in this RFP.

2. The Owner may review proposals for timely submission, completeness, required forms, licensing, insurance, bonding capacity, financial capacity, safety performance, workload, required minimum qualification evidence, and compliance with this RFP before scoring.

B. Weighted Evaluation Criteria

Criterion	Points	Evaluation Considerations
Relevant water/wastewater and CMAR experience	20	Comparable operating-plant, chemical feed, rehabilitation, preconstruction, and guaranteed maximum price experience.
Key personnel, availability, and continuity	20	Qualifications, role clarity, availability, and relevant experience.
Project understanding and technical approach	20	Understanding of project components, risks, operations, utilities, interfaces, proposed enhancements, and comments on the draft Agreement.
Preconstruction, estimating, procurement, and GMP approach	20	Constructability, cost models, schedule, market outreach, bid strategy, risk and contingency controls.
Maintenance of plant operations, safety, quality, startup, commissioning, and management tools	5	Operational continuity, shutdown controls, safety, quality, testing, training, and turnover.
Financial capacity, bonding, and local resources	5	Capacity, workload, and market resources.
Phase I and Phase II pricing proposal	10	Clarity, completeness, assumptions, proposed Phase I fee, and Phase II pricing information, including fee percentages, markups, rates, and alignment with the required services.
TOTAL	100	

1. Consideration will be given in the evaluation to the firm's suitability to provide services for the Project, including the firm's apparent fit to the project type and/or needs of the Owner, any unique qualifications for the Project, current and projected workloads, the proximity of office to the Project location, and special services for project-related concerns.

C. Interviews

1. The Owner may shortlist one or more of the highest-ranked firms for interviews following completion of the proposal evaluation process. Interviews may be used to clarify proposal information, evaluate project understanding, assess team organization and communication, review proposed project approaches, and discuss key project risks and challenges. Interview results may be considered by the Owner as part of the overall evaluation and selection process.
2. At a minimum, the proposed Project Executive, Project Manager, Preconstruction Manager, and Lead Estimator shall attend the interview unless otherwise approved by the Owner.
3. Additional interview requirements, interview format, interview duration, and any interview scoring methodology will be provided to shortlisted firms before the interviews are conducted.
4. The Owner reserves the right to consider interview results in determining the final ranking of firms.

D. Final Ranking and Negotiation

1. The Owner may negotiate with the highest-ranked responsive and responsible proposer. If negotiations are unsuccessful, the Owner may end negotiations and proceed to the next ranked proposer.

E. Award

1. No contractual right exists until the Owner executes a written agreement.

1.09 FEE PROPOSAL

A. Submission

1. Each Proposer shall submit one original **Fee Proposal** in a separate sealed envelope using the Fee Proposal *form provided in Section 00 42 43*. Do not include the Fee Proposal in the technical Proposal. The Fee Proposal envelope shall be marked with "Fee Proposal for Water Treatment Plant Chemical Feed and Control Building Upgrades" and "Company Name."
2. Fee Proposals shall remain sealed and will not be opened or read at the initial public opening. Fee Proposals will be opened only after technical scoring and any interviews, if conducted, in accordance with the evaluation process stated in this RFP.

B. Phase I Fee

1. The Proposer shall state a lump sum fee for Phase I Preconstruction Services and provide a staffing and hours breakdown by labor category. The Phase I Fee shall be based on the

Preconstruction Services described in this Section and the draft Agreement included in Section 00 52 43 Owner-CMAR Agreement.

C. Phase II Fee Information

1. The Proposer shall provide the requested Phase II fee information required by the Fee Proposal / Fee Schedule form, including CMAR fee percentages, general conditions methodology, insurance and bond markups, hourly rates, and other pricing information requested by the Owner.
2. Phase II fee information is requested for evaluation and negotiation purposes only. Selection for Phase I Preconstruction Services does not authorize Phase II Construction Services, any Early Work Package, or any Guaranteed Maximum Price amendment unless separately approved in writing by the Owner.

D. Assumptions and Exclusions

1. All assumptions, exclusions, clarifications, and conditions included with the Fee Proposal shall be stated clearly and specifically. Unstated exclusions will not be assumed. Broad, general, or conflicting exclusions may be disregarded unless expressly accepted by the Owner in writing.

1.10 CONTRACT TERMS AND OWNER RIGHTS

A. Owner Rights

1. Reject any or all proposals.
2. Waive informalities where permitted.
3. Cancel, modify, postpone, or reissue the RFP.
4. Issue addenda to clarify, modify, or supplement this RFP.
5. Request clarifications and conduct reference checks.
6. Shortlist and interview proposers.
7. Open separately sealed Fee Proposals only after technical scoring and any interviews, if conducted, in accordance with the evaluation process stated in this RFP.
8. Negotiate scope, staffing, schedule, fee, and contract terms.
9. Decline to authorize Phase II construction services.
10. Award in the Owner's best interest, subject to applicable law and final approvals.

B. Public Records

1. Proposals and related submittals may be subject to the Georgia Open Records Act and other applicable public records laws. Labeling information as “proprietary,” “confidential,” or otherwise restricted will not, by itself, prevent disclosure. Any confidentiality claim shall be clearly identified by the Proposer and will be evaluated by the Owner in accordance with applicable law.

1.11 ORDER OF PRECEDENCE

A. In the event of conflict, inconsistency, or ambiguity among the Contract Documents, the documents shall govern in the following order of precedence, unless otherwise required by applicable law or expressly stated in a written addendum or executed agreement:

1. Written addenda issued by the Owner or authorized representative;
2. Executed Agreement Between Owner and Construction Manager at Risk, including executed amendments;
3. Guaranteed Maximum Price amendment or authorized early work amendment, if applicable;
4. Insurance, bond, affidavit, and statutory compliance requirements required by the Owner;
5. This RFP and attached CSI Specs Sections;
6. The selected CMAR's Proposal, excluding exceptions or qualifications not expressly accepted by the Owner in writing;
7. Other documents incorporated by reference into the Agreement.

B. The selected CMAR's Proposal shall not modify, limit, or supersede the RFP, the Agreement, or any statutory requirement unless the Owner expressly accepts the modification in writing.

END OF SECTION

WATER TREATMENT PLANT CHEMICAL FEED AND CONTROL BUILDING UPGRADES

PLANNED IMPROVEMENTS

FOR

CITY OF CARTERSVILLE, GEORGIA

WIEDEMAN AND SINGLETON, INC.
Civil and Environmental Engineers

SEPTEMBER 2026

1. INTRODUCTION

This Appendix provides a planning-level description of the anticipated Project scope for use in preparing CMAR proposals. The scope, quantities, capacities, equipment arrangements, sequencing, and other requirements described herein are preliminary and remain subject to refinement during preconstruction, design development, permitting, and coordination with the Owner. The final Contract Documents will govern the Work.

BACKGROUND

The Cartersville Water Treatment Plant was originally constructed in 1969 and was expanded in 1974, 1990, and 2000. A separate Phase I project is currently under construction to increase basin and filter capacity and provide other plant improvements. That work includes new and rehabilitated flocculation and sedimentation basins, a new filter building, rehabilitation of the plant drain pump station, electrical improvements including two new standby generators, and various civil and site improvements, including a new entrance driveway connecting to U.S. Highway 41.

The water treatment plant withdraws raw water from Lake Allatoona and is currently permitted by the Georgia Environmental Protection Division to operate at a maximum daily capacity of 27 million gallons per day (MGD). The approved expansion plan increases the plant's treatment capacity to 37 MGD based on a filtration rate of 6.0 gallons per minute per square foot (gpm/ft^2).

AVAILABLE PROJECT INFORMATION

The information provided in this Appendix is intended to describe the anticipated Project requirements at the current stage of development. The Project design is approximately fifty percent (50%) complete as of issuance of this Request for Proposals. Additional design development, geotechnical investigations, utility investigations, engineering analysis, constructability reviews, and coordination activities are anticipated during Phase I Preconstruction Services. The Engineer anticipates issuing additional design packages to the selected CMAR as design development progresses.

PROPOSED PROJECT SCOPE

The proposed Project generally consists of the following major improvements at the Cartersville Water Treatment Plant:

- Demolish the existing thickener tank and construct a new Chemical Feed Building at the same location,
- Construct all new chemical feed systems,
- Remove existing chemical feed storage and feed systems,
- Improve the existing Control Building (architectural, structural, electrical, instrumentation, and controls), and
- Improve site access.

2. CHEMICAL FEED SYSTEMS UPGRADES

New chemical feed piping will be installed between the new Chemical Feed Building and the existing application points, including the Raw Water Venturi Meter Vault, the primary and alternate post-filter application points, and the auxiliary application points above the filters.

NEW CHEMICAL FEED BUILDING

As shown in the attached Figures 001 to 007, the proposed building will have two (2) main levels. The operating floor will be accessible from the plant main driveway, and will include the chemical delivery truck unloading areas, sodium hypochlorite generators, electrical room, and access to the top of the bulk chemical tanks. The lower level will house all the chemical transfer and feed pumps. All chemicals will be isolated for chemical containment and ventilation.

PROPOSED CHEMICAL FEED SYSTEMS

The intent is to replace all existing chemical feed storage and feed systems with the following.

- Aluminum Sulfate (Alum) for coagulation
- Calcium Hydroxide (Lime) for pH control
- Sodium Hypochlorite (Chlorine) for disinfection
- Orthophosphate Solution (Phosphate) as corrosion inhibitor
- Hydrofluorosilicic Acid (Fluoride) to meet the regulatory fluoride feed limits
- Activated Carbon Slurry (Carbon) for taste and odor control

Except where a different basis is specifically stated below, bulk chemical storage will generally be sized for approximately 30 days of operation, and day tanks will generally provide a minimum of 12 hours of operating capacity.

Aluminum Sulfate (Alum)

Alum is received through bulk delivery at ~50% aluminum sulfate. The intent is to maintain the existing feed rates and concentrations.

Storage:

- Two (2) Bulk Storage Tanks
  - Volume: 16,450 gallons each (Total: 32,900 gallons)
  - Dimensions: 12’ Ø x 20’ tall
  - Material: FRP
- One (1) Day Tank
  - Volume: 610 gallons
  - Material: FRP or HDPE

Transfer Pumps:

- Three (3) Pumps
  - One (1) installed duty
  - One (1) installed stand-by
  - One (1) shelf spare

Feed Pumps:

- Pump Skid with Two (2) metering pumps,
  - One (1) duty
  - One (1) installed stand-by
  - Pump Type: Diaphragm pumps
- Feed Rate Range: 5.0 gph to 50 gph (10:1 Turndown ratio)
- Feed Point: Raw Water Venturi Meter Vault

Calcium Hydroxide (Liquid Lime)

Lime will be delivered as a 30-percent slurry and diluted before bulk storage and dosing. The final design concentration will be established during design development; the current planning basis is a diluted concentration of either 20 percent or 16 percent.

Storage:

- Two (2) Bulk Storage Tanks
  - Volume: 19,880 gallons each (Total: 39,760 gallons)
    - One tank will be used to store 30% Lime, and the other tank will be used to store diluted lime 20% (or 16%)
  - Dimensions: 12’ Ø x 24’ tall
  - Material: Painted Steel

Feed Pumps:

- Pump Skid with three (3) metering pumps,
  - Two (2) duty
  - One (1) installed stand-by
  - Pump Type: Hose pumps
- Feed Rate Range: 2.0 gph to 120 gph (60:1 Turndown ratio)
- Feed Points:
  - Pre-Lime: Raw Water Venturi Meter Vault
  - Post-Lime: Post Filters application points

Sodium Hypochlorite (NaOCl)

The proposed on-site sodium hypochlorite generation, storage, and feed facilities will replace the existing chlorine-gas disinfection system. The primary operating mode will generate a 0.8-percent sodium hypochlorite solution on site using delivered sodium chloride and sodium hypochlorite generators. As a backup operating mode, the plant may receive 12.5-percent sodium hypochlorite and dilute it to 0.8 percent before dosing.

For this 0.8% solution, the bulk storage capacity will be set for 5 days for a plant flow rate of 27.0 MGD. The proposed day tank storage is sized for 12 hours of feeding at 37.0 MGD plant flow rate.

Generators:

- Two (2) units (1 duty, 1 stand-by) with each unit rated at 1,000 ppd each.

Storage:

- One (1) Brine Tank
  - Volume: 8,500 gallons
  - Dimensions: 10’ Ø x 15’ h
  - Material: FRP
- Three (3) Product Storage Tanks
  - Volume: 14,800 gallons each (Total: 44,400 gallons)
  - Dimensions: 12’ Ø x 18’ h
  - Material: FRP

Transfer Pumps:

- Three (3) Pumps

  - One (1) installed duty
  - One (1) installed stand-by
  - One (1) shelf spare
  - Pump Type: Hose Pumps

Feed Pumps:

- Five (5) Pumps
  - One (1) installed duty for pre-basins
  - One (1) installed duty for auxiliary feed points
  - One (1) installed duty for the post filters
  - One (1) installed backup, piped to the post feed point
  - One (1) shelf spare
  - Pump Type: Hose Pumps
- Feed Rate Range:
  - Venturi Vault: 15.0 gph to 150 gph (10:1 Turndown ratio)
  - Post Filter/Aux: 60 gph to 600 gph (10:1 Turndown ratio)
- Feed Points:
  - Raw Water Venturi Meter Vault
  - Auxiliary above Filters
  - Post Filters application points

Phosphate

Phosphate is historically received as Aquadene SK-7103 (81% active PO4, as solid salt) in 5 gallon buckets, and mixed with water in a mixing tank before application. The plan is to switch to bulk deliveries of pre-made liquid solution. The closest in composition is identified as Aquadene SK-7641 (32% active PO4, as liquid).

Storage:

- One (1) Bulk Storage Tank
  - Volume: 5,500 gallons
  - Material: FRP
- One (1) Day Tank
  - Volume: 50 gallons
  - Material: FRP or HDPE

Transfer Pumps:

- Three (3) Pumps
  - One (1) installed duty
  - One (1) installed stand-by
  - One (1) shelf spare

Feed Pumps:

- Pump Skid with Two (2) metering pumps,
  - One (1) duty
  - One (1) installed stand-by
  - Pump Type: Hose pumps
- Feed Rate Range: 0.3 gph to 3.0 gph (10:1 Turndown ratio)

- Feed Point: Post Filters application points

HydroFluorosilicic Acid (HFS) (Fluoride)

Cartersville WTP has historically utilized both Hydrofluorosilicic acid (aka Fluorosilicic acid, HFS) and Sodium Fluorosilicate (SSF) salt to meet fluoride demands. Going forward, these demands will be met only by HFS. It will continue to be received via bulk delivery at 23% HFS concentration (~18.3% F).

Storage:

- One (1) Bulk Storage Tank
  - Volume: 5,500 gallons
  - Material: FRP or HDPE
- One (1) Day Tank
  - Volume: 82 gallons
  - Material: FRP or HDPE

Transfer Pumps:

- Three (3) Pumps
  - One (1) installed duty
  - One (1) installed stand-by
  - One (1) shelf spare

Feed Pumps:

- Pump Skid with Two (2) metering pumps,
  - One (1) duty
  - One (1) installed stand-by
  - Pump Type: Hose pumps
- Feed Rate Range: 0.6 gph to 6.0 gph (10:1 Turndown ratio)
- Feed Point: Post Filters application points

Carbon

Activated carbon slurry will be delivered at a 20-percent concentration in 275-gallon totes and metered directly from the totes because of its infrequent use. Each tote-feed arrangement will include a means of maintaining the slurry in suspension, such as recirculation or mechanical mixing, as established during design development.

Storage:

- Delivered in 275-gallon storage totes

Feed Pumps:

- Pump Skid with Two (2) metering pumps,
  - One (1) duty
  - One (1) installed stand-by
  - Pump Type: Diaphragm pumps
- Feed Rate Range: 0.5 gph to 5.0 gph (10:1 Turndown ratio)
- Feed Point: Raw Water Venturi Meter Vault

3. CONTROL BUILDING UPGRADES

SCOPE OF WORK

As shown in the attached Figures 008 to 014, the current planning-level scope for renovation of the approximately 11,000-square-foot existing Control Building includes the following:

Exterior

- Add windows to the Second and Third floor.
- Removal of concrete canopy and concrete surround at First Floor entry elevation and infill of masonry at former First Floor entry.
- Exterior brick to be cleaned, replaced (as required), and repointed.
- Existing roof to be replaced, including skylights and curbs.
- Add a new main entrance to the west side of the building.

Interior

- Replace all existing interior and exterior doors and windows.
- Remove and replace all existing tile flooring.
- Demolish existing chemical feed systems, pipes, and appurtenances.
- Replace all existing ACT lay-in ceiling, and add new ACT lay-in ceiling in the third floor.
- Replace all existing glazed block with new wall finishes on the first, second, and third floors.
- Replace existing freight elevator with an interior passenger elevator.
- Reconfigure and redesign the existing stairwell that extends from the basement level to the third floor.
- Convert the third floor into an operations area that includes a new control room, chemical laboratory, offices, break room, and restrooms.
- Convert the second floor into an office area that includes a new conference room, offices, locker room, and restrooms with showers.

4. EXISTING CHLORINE BUILDING

SCOPE OF WORK

Remove the existing chlorine-feed equipment and systems and convert the existing two-story building into a maintenance and storage building. Rehabilitate the building with new finishes, doors, and roofing.

5. SCHEDULE AND PHASING

To maintain continuous water treatment plant operation during construction, the Work is anticipated to be generally sequenced as follows:

PHASE I - EARLY WORK PACKAGE

The CMAR will support development of the Early Work Package through constructability review, cost estimating, scheduling, procurement planning, bid-package development, and coordination of long-lead equipment. Procurement and construction activities may proceed only after authorization by the Owner

and in accordance with the executed Agreement, applicable amendments, and approved Contract Documents.

Phase I is anticipated to proceed following the Owner's authorization and will include the following:

- Solicitation of proposals from vendors for;
  - Sodium Hypochlorite On-Site Generation
  - Liquid Lime System
  - Bulk Chemical Tanks
  - Chemical Feed and Transfer Pumps
  - SCADA and Controls Integrator
- Demolition of the existing thickener
- Design and installation of shoring for construction of the new chemical feed building
- Associated site civil, electrical, instrumentation, and controls improvements.

PHASE II – CONSTRUCTION PHASE

Phase II is anticipated to proceed following completion of the applicable design, permitting, pricing, and Owner-authorization requirements and will include the following:

- Construct the new Chemical Feed Building; complete installation, startup, and testing of the new chemical-feed systems; and complete related site improvements required for chemical-delivery truck access.
- Establish temporary control room, lab, and office space outside the existing control building.
- Remove all existing chemical feed systems inside and adjacent to the existing control building and chlorine building.
- Complete all upgrades of the control building
- All required site civil, electrical, instrumentation, and controls improvements.

The CMAR will coordinate the detailed construction sequence, temporary facilities, shutdowns, tie-ins, testing, startup, commissioning, and transition activities with the Owner and Engineer. Proposed sequencing must maintain required plant operations and will be subject to Owner approval and the requirements of the final Contract Documents.

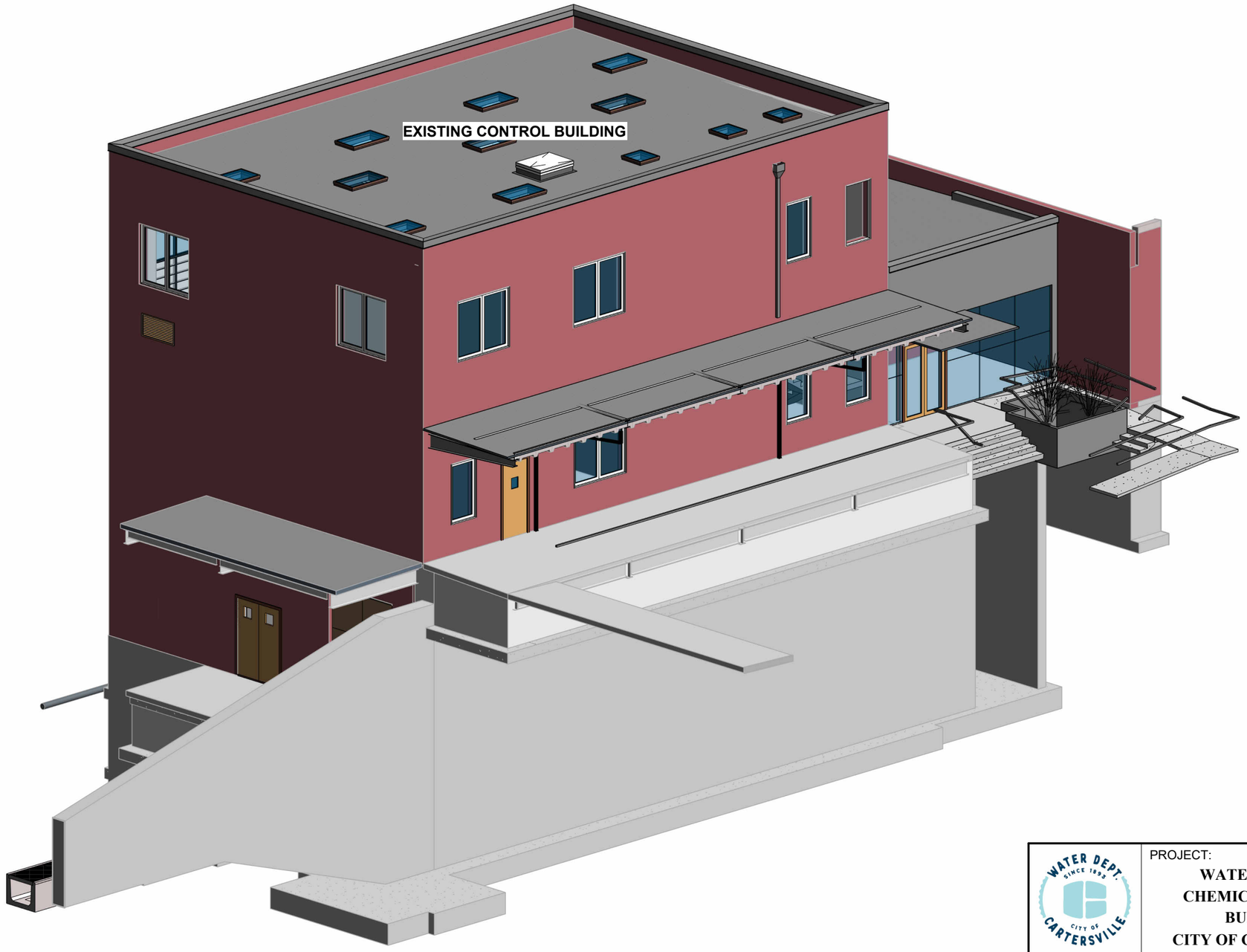

8 3D VIEW I - EXTERIOR NORTH

PROJECT:
WATER TREATMENT PLANT
CHEMICAL FEED AND CONTROL
BUILDING UPGRADES
CITY OF CARTERSVILLE, GEORGIA

SHEET TITLE:
AREA 16: EXISTING CONTROL BUILDING

3D VIEW I

FIG. 008

WIEDEMAN AND SINGLETON, INC.
Civil and Environmental Engineers



9 3D VIEW II - EXTERIOR SOUTH

WATER DEPT. SINCE 1899 CITY OF CARTERSVILLE

PROJECT:

WATER TREATMENT PLANT
CHEMICAL FEED AND CONTROL
BUILDING UPGRADES
CITY OF CARTERSVILLE, GEORGIA

Protecting Public Health and the Environment Since 1945

WIEDEMAN AND SINGLETON, INC.
Civil and Environmental Engineers

SHEET TITLE:

AREA 16: EXISTING CONTROL BUILDING

3D VIEW II

FIG. 009



10 3D VIEW III - 3RD FLOOR SECTION

PROJECT:
WATER TREATMENT PLANT
CHEMICAL FEED AND CONTROL
BUILDING UPGRADES
CITY OF CARTERSVILLE, GEORGIA

SHEET TITLE:
AREA 16: EXISTING CONTROL BUILDING

3D VIEW III

FIG. 010

WIEDEMAN AND SINGLETON, INC.
Civil and Environmental Engineers

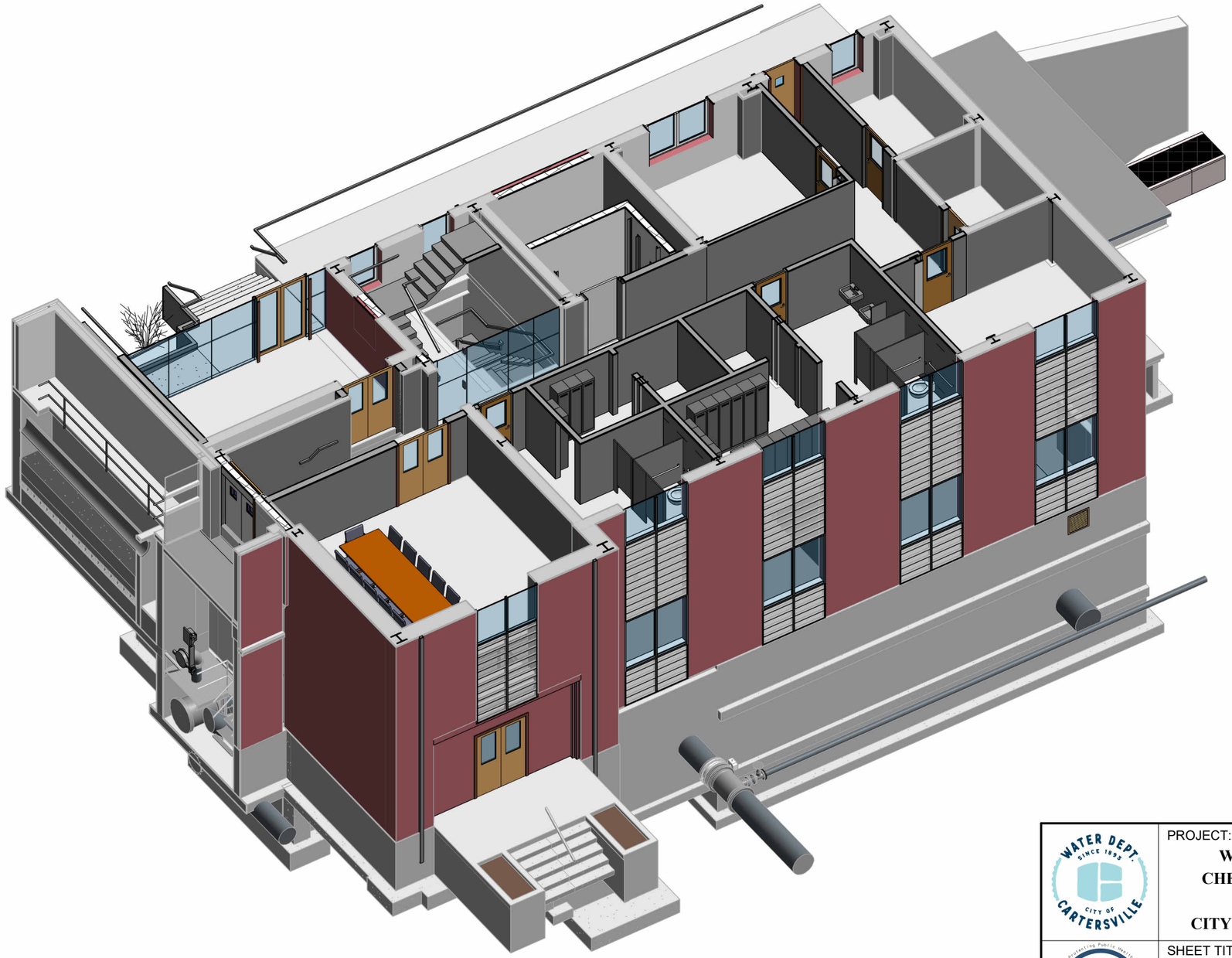

11 3D VIEW IV - 2ND FLOOR SECTION

PROJECT:
WATER TREATMENT PLANT
CHEMICAL FEED AND CONTROL
BUILDING UPGRADES
CITY OF CARTERSVILLE, GEORGIA

SHEET TITLE:
AREA 16: EXISTING CONTROL BUILDING

3D VIEW IV

FIG. 011

WIEDEMAN AND SINGLETON, INC.
Civil and Environmental Engineers

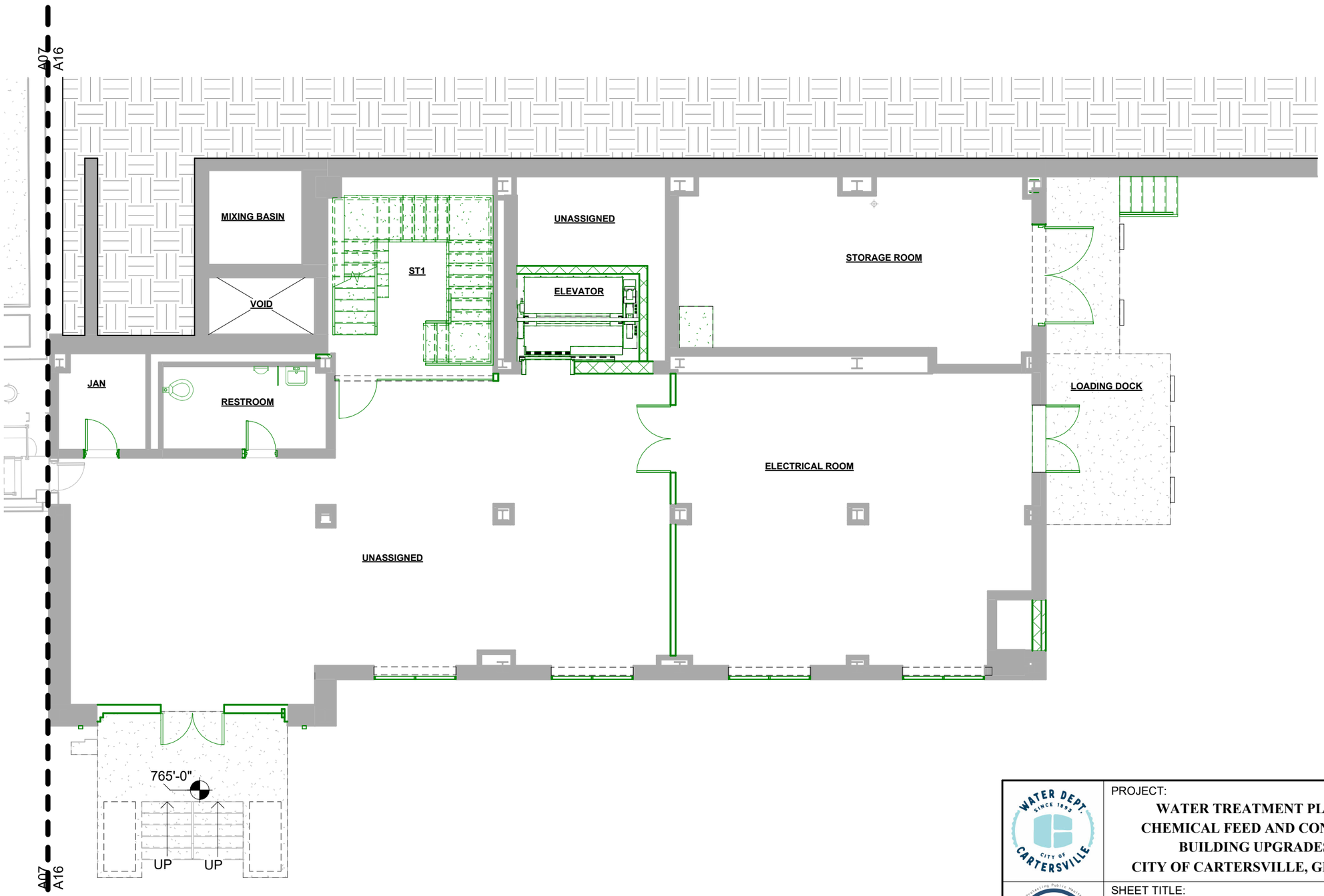

12 L01 - 1ST FLOOR PLAN
1/8" = 1'-0"

WATER DEPT SINCE 1893 CITY OF CARTERSVILLE

WIEDEMAN AND SINGLETON, INC.
Civil and Environmental Engineers

PROJECT:
WATER TREATMENT PLANT
CHEMICAL FEED AND CONTROL
BUILDING UPGRADES
CITY OF CARTERSVILLE, GEORGIA

SHEET TITLE:
AREA 16: EXISTING CONTROL BUILDING

1ST FLOOR PLAN

FIG. 012

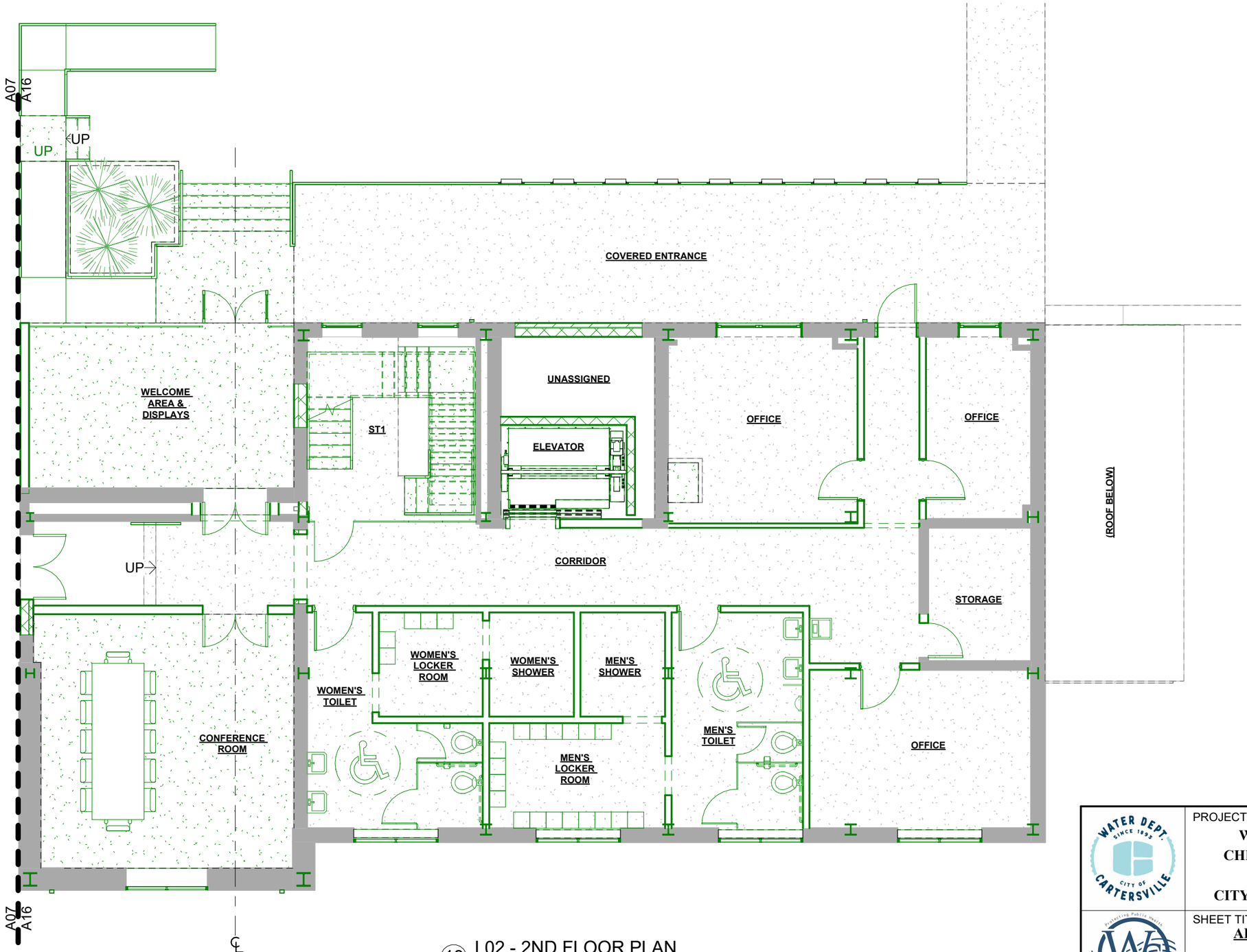

13 L02 - 2ND FLOOR PLAN
1/8" = 1'-0"

PROJECT:
WATER TREATMENT PLANT
CHEMICAL FEED AND CONTROL
BUILDING UPGRADES
CITY OF CARTERSVILLE, GEORGIA

WIEDEMAN AND SINGLETON, INC.
Civil and Environmental Engineers

SHEET TITLE:
AREA 16: EXISTING CONTROL BUILDING

2ND FLOOR PLAN

FIG. 013

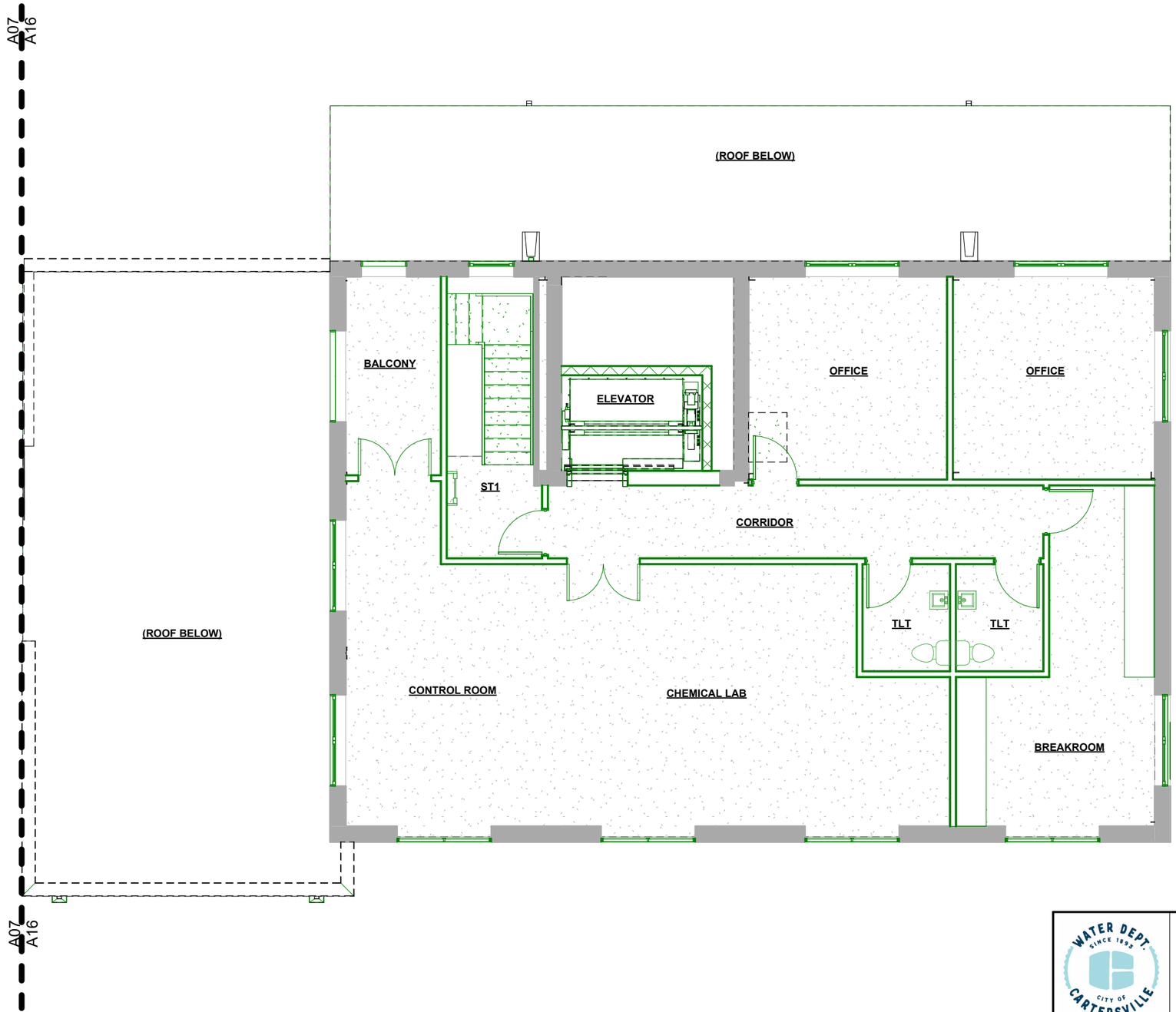

14 L03 - THIRD FLOOR PLAN
1/8" = 1'-0"

PROJECT:
WATER TREATMENT PLANT
CHEMICAL FEED AND CONTROL
BUILDING UPGRADES
CITY OF CARTERSVILLE, GEORGIA

WIEDEMAN AND SINGLETON, INC.
Civil and Environmental Engineers

SHEET TITLE:
AREA 16: EXISTING CONTROL BUILDING

3RD FLOOR PLAN

FIG. 014